


Kmax



LA NUEVA GENERACION DE HERRAMIENTAS DE CORTE






Manufacturado por Hensley Industries


Un sistema de Herramientas de Corte para Distribuidores de Komatsu exclusivamente, que es patentado y tiene facilidad de uso.





El primer sistema  
de herramientas  
de corte hecho  
exclusivamente  
para clientes de  
Komatsu





## Beneficios:


1. Diseñado para todas las aplicaciones
2. Probado en todas aplicaciones incluyendo servicio extremo
3. Ventas CAPTIVAS para los Distribuidores de Komatsu




Nueva forma de Herramientas de corte

Largo tiempo de vida

Pasador reutilizable





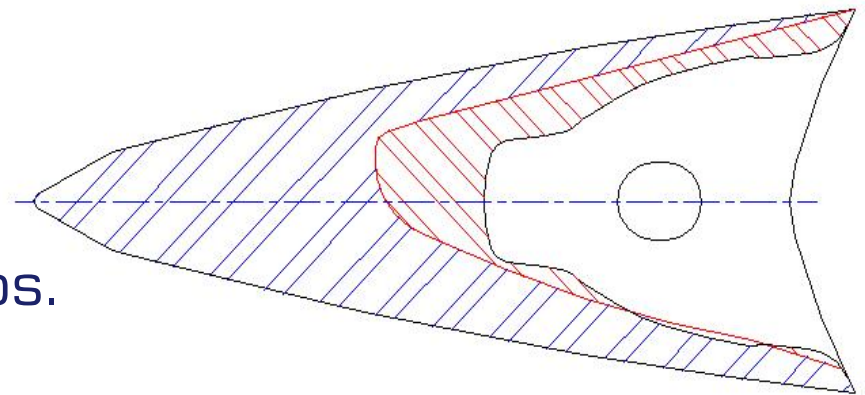
Nueva forma del sistema ofrece  
productividad máxima y mejor valor en las  
puntas y adaptadores.


Punta: K40RC

Peso al comienzo: 27.7 lbs.


Peso después del desgaste: 11 lbs.

60% de Acero consumible






SYL  
(Standard)




RC  
(Rock)









**TIGER**  
(Rock)




**TWIN TIGER**  
(Rock)



**FLARE**  
(GP Wide)






Ejemplos de números de partes de KMAX:

K25SYL – K40WT – K25WT –  
K30RC – K30T

Ejemplos de números de pasadores:

KP25 – KP40- KP30



Sistema de numeración de adaptadores:

K1175-25

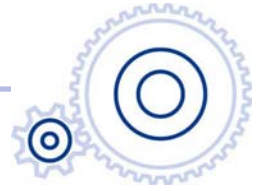
K = Komatsu

1 = Type 1

175 = 1.75" lip

25 = Tooth size (K25)

Type 1 = Top 1 1/2 leg weld-on adapter




## El Pasador:

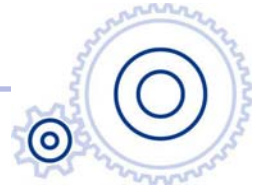
Reutilizable

Diseño para impacto reducido

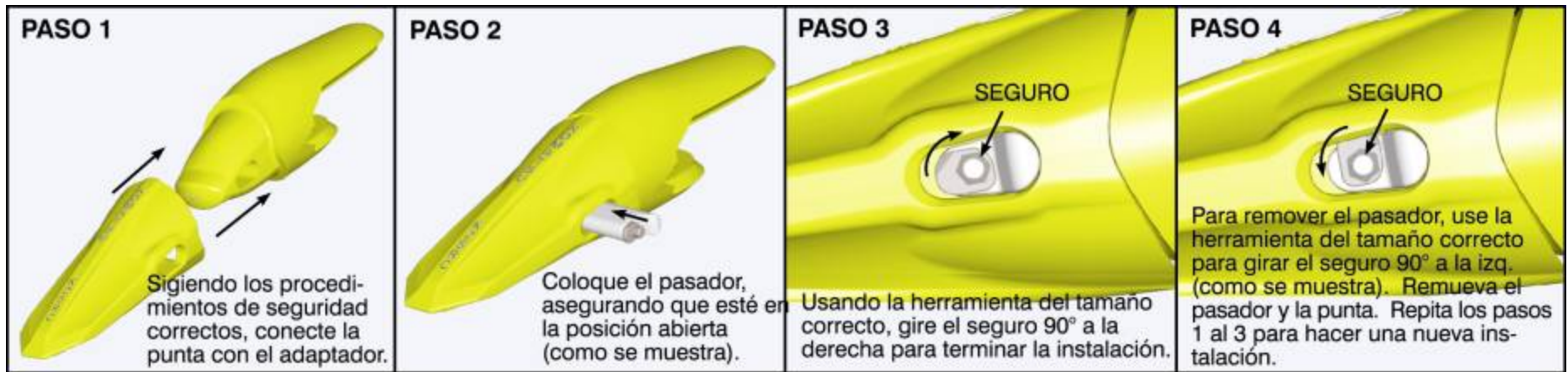
Hecho de acero fortalecido

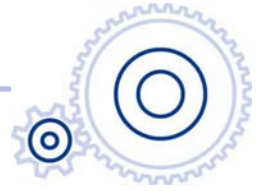
Fácil de remover e instalar con llave de cubo





## Los pasos para instalación / remover el pasador:

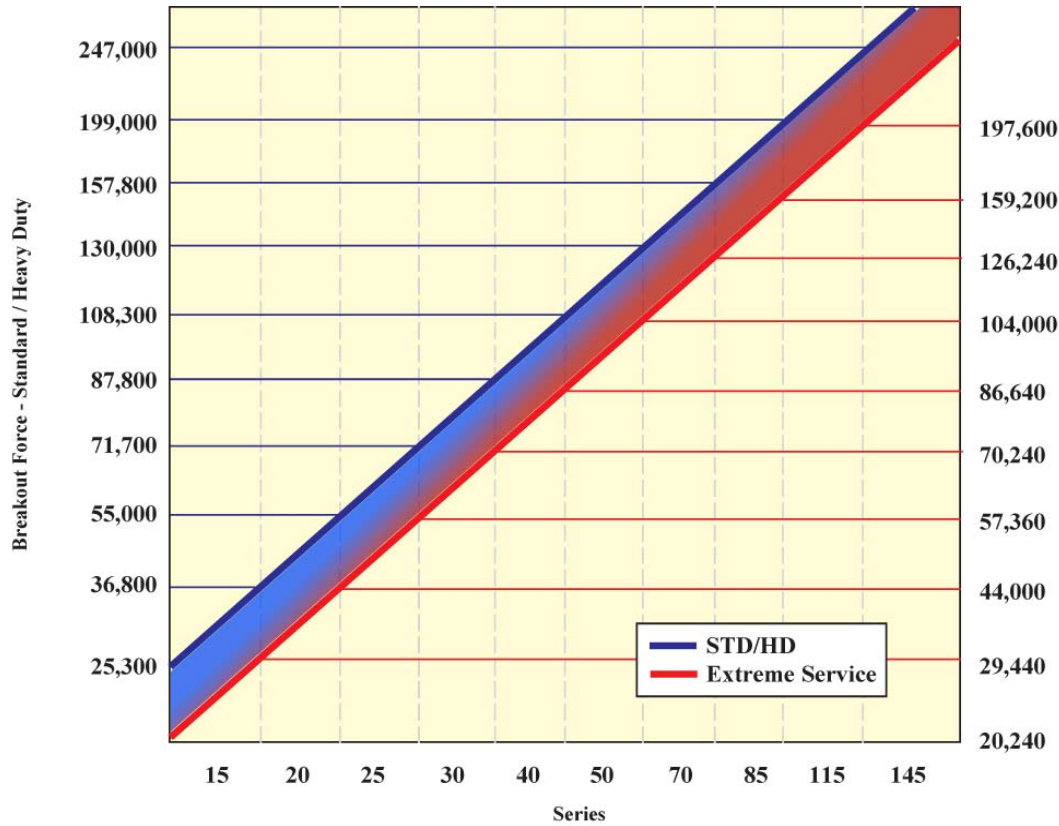




Series	15	20	25	30	40	50	70	85
PC	120	200	270	300	400	600	750	1100
WA	320	450	500	600	600HD	700	800	800HD



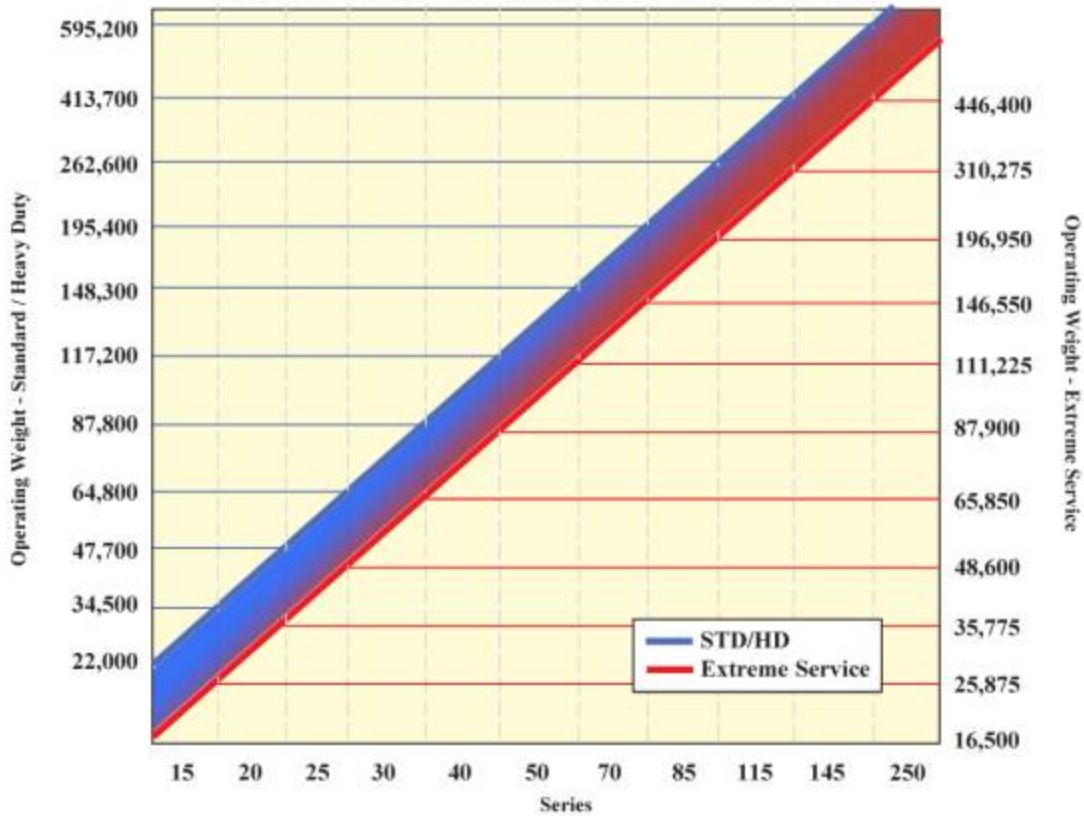
**KMAX & XS Series Recommendation - Loaders**



KMAX & XS Series Recommendation Matrix for Loaders based on Break Out Force				
Series	Standard / Heavy Duty		Extreme Service	
	Start	End	Start	End
15	25,300	36,800	20,240	29,440
20	36,800	55,000	29,440	44,000
25	55,000	71,700	44,000	57,360
30	71,700	87,800	57,360	70,240
40	87,800	108,300	70,240	86,640
50	108,300	130,000	86,640	104,000
70	130,000	157,800	104,000	126,240
85	157,800	199,000	126,240	159,200
115	199,000	247,000	159,200	197,600
145	247,000	295,000	197,600	236,000

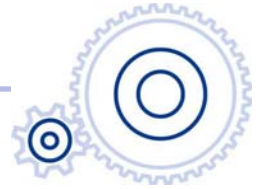


**KMAX & XS Series Recommendation - Excavator**



KMAX & XS Series Recommendation Matrix for Excavators based on Operating Weight				
Series	Standard / Heavy Duty		Extreme Service	
	Start	End	Start	End
15	22,000	34,500	16,500	25,875
20	34,500	47,700	25,875	35,775
25	47,700	64,800	35,775	48,600
30	64,800	87,800	48,600	65,850
40	87,800	117,200	65,850	87,900
50	117,200	148,300	87,900	111,225
70	148,300	195,400	111,225	146,550
85	195,400	262,600	146,550	196,950
115	262,600	413,700	196,950	310,275
145	413,700	595,200	310,275	446,400
250	595,200	884,900	446,400	663,675





## Resumen de los beneficios de KMAX:

- Diseño nuevo para mayor rendimiento y productividad
- Primer sistema de herramientas de corte patentado exclusivamente para Komatsu
- Pasador reutilizable y fácil de instalar y remover
- Venta CAUTIVA para los Distribuidores de Komatsu
- Estándares altos de manufactura de Hensley



Fotos de KMAX:

